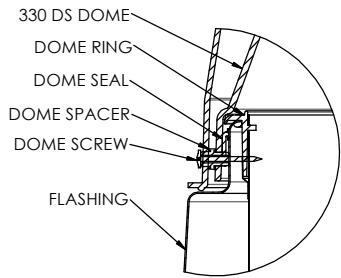
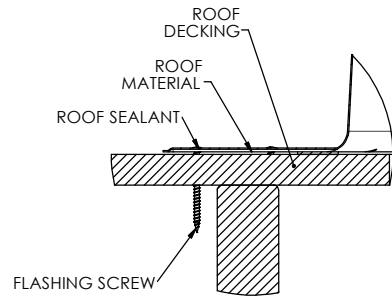


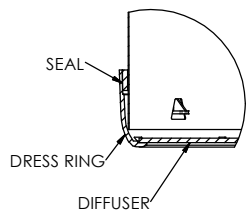
SOLATUBE 750DS-O-SF-TIP-OC
(21 IN / 530 MM)
8 INCH SELF FLASHING
OPEN CEILING W/THERMAL INSULATION PANEL



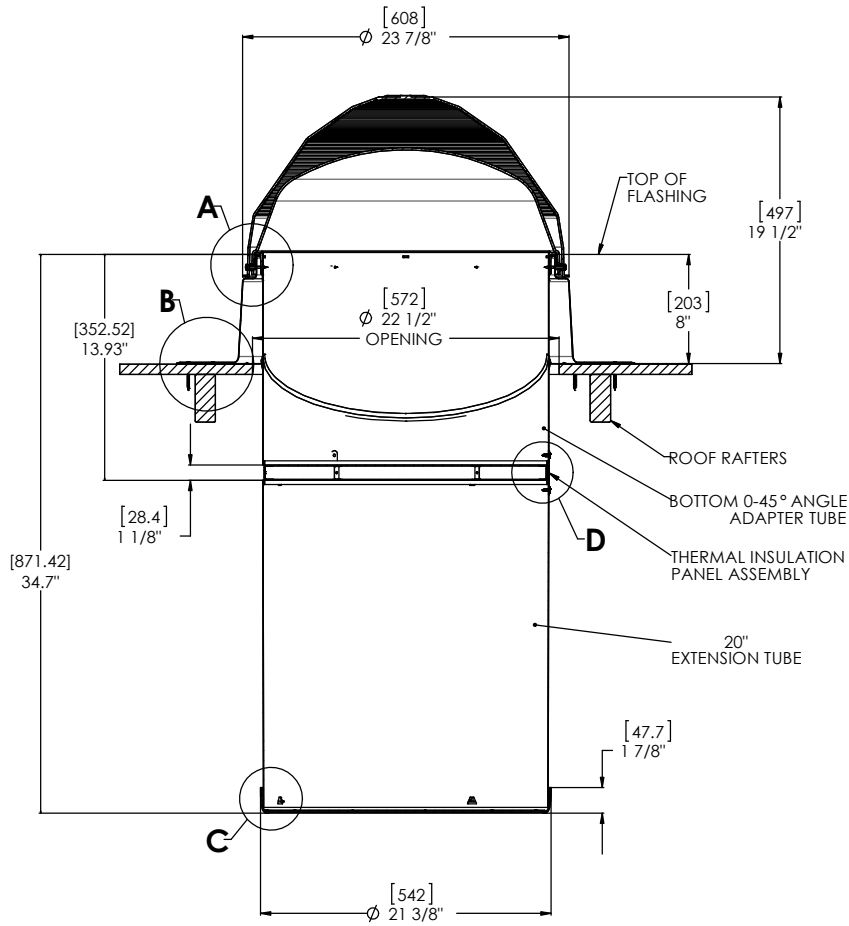
DETAIL A
SCALE 3 : 1



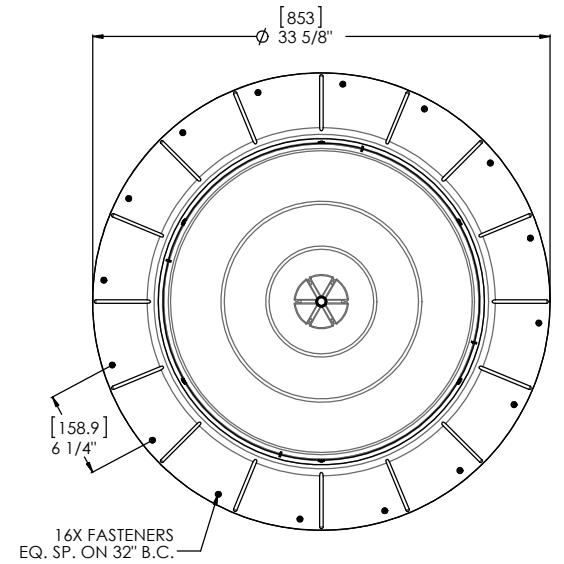
DETAIL B
SCALE 3 : 1



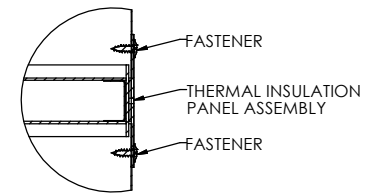
DETAIL C
SCALE 3 : 1



FULL SECTION
SCALE 1:1



TOP VIEW
SCALE 1:1



DETAIL D
SCALE 3 : 1

NOTES:

1. STRUCTURAL ELEMENTS (PLYWOOD, RAFTERS, DRYWALL ETC.) BY OTHERS & SHOWN FOR REFERENCE ONLY.
2. ALL TUBE JOINTS & SEAMS TAPED WITH 2" FOIL TAPE (NOT SHOWN).
3. DIMENSIONS IN BRACKETS ARE METRIC UNLESS OTHERWISE SPECIFIED.
4. 6" MIN CLEARANCE SHOULD BE MAINTAINED FROM ALL SOLATUBE COMPONENTS AND OTHER PLENUM COMPONENTS.

UNLESS OTHERWISE SPECIFIED: DIMENSIONS ARE IN INCHES TOLERANCES: ANGULAR: ±0.5° X ± .1 XX ± .02 XXX ± .005		SOLATUBE INTERNATIONAL, INC. COPYRIGHT 2015 WWW.SOLATUBE.COM		 2015 OAK RIDGE WAY WEST CALIFORNIA 92081-0341 PH (760) 597-4400	
MATERIAL	DRAWN BY STEVENS	DATE 8/30/15	TITLE: 750 DS (21") SELF FLASHING OPEN CEILING		
FINISH	CHECKED BY	DATE	SIZE	DWG. NO.	REV
DO NOT SCALE DRAWING	APPROVED BY	DATE		750DS-O-SF-TIP-OC	2
			SCALE 1:1		SHEET 0F 1