



Easy Reference Guide



SOLATUBE®

Daylighting Systems

Bring natural light to any room

Solatube® Daylighting Systems transform dark rooms into extraordinary spaces filled with pure, natural daylight. Highly effective and simple to install, these models can illuminate any interior using single or multiple units, creating a unique architectural effect.

Filling your home with daylight is a fast and inexpensive home improvement, especially with the Solatube ISn Systems with Solar Electric NightLight, which qualify for a federal tax credit.

Ideal for:

- Bathroom
- Hallway
- Kitchen
- Laundry
- Closet
- Living Room
- Dining Room
- Home Office
- Entryway
- Stairwell
- Garage



Natural Light. Brilliant Technology.

Capture


Generate

Transfer

Deliver



Capture



Raybender® 3000 Technology

A patented daylight-capturing dome lens that:

- Redirects low-angle sunlight for maximum light capture
- Provides consistent daylighting throughout the day
- Rejects overpowering summer midday sunlight

LightTracker Reflector

An innovative in-dome reflector that:

- Redirects low-angle winter sunlight for maximum light capture
- Increases light input for greater light output
- Delivers year-round performance



Transfer



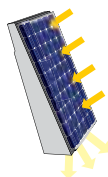
Spectralight® Infinity Tubing

Tubing made of the world's most reflective material that:

- Delivers 99.7%* specular reflectivity for maximum sunlight transfer
- Provides the purest color rendition possible so colors are truer, brighter
- Allows for run lengths over 30 feet to deliver sunlight to lower floors
- INFRAREDuction™ Technology integrated using a proprietary process to filter out infrared wavelengths and minimize solar heat gain

* Specular reflectance greater than 99% with wavelength specific reflectance up to 99.7% for the visible spectrum

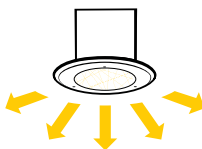
Generate



Integrated Solar Electric Technology

- Photovoltaic panel collects solar energy
- Stored energy powers the NightLight which automatically turns on at night

Deliver



Decorative Fixtures and Add-ons

Form and function combine for optimal daylight diffusion with:

- Solatube Decorative Fixtures
- Warming and softening Effect Lenses
- Ventilation, dimmer and nighttime lighting options

Which Daylight is Right?

Model	Solatube 160 ISn	Solatube 290 ISn
Tube Size (diameter)	≈ 10 in (250 mm)	≈ 14 in (350 mm)
EDCS*	160 in ² (1032 cm ²)	290 in ² (1871 cm ²)
Light Coverage Area	150-200 ft. ² (14-19 m ²)	250-300 ft. ² (23-28 m ²)
Potential Tube Length	20 ft.+ (6 m+)	30 ft.+ (9 m+)
Solar Electric NightLight	✓	✓
Federal Tax Credit	✓	✓

*EDCS (Effective Daylight Capture Surface) represents the surface area of the dome that collects and redirects sunlight. For comparison, a clear dome with no lens on a 10 inch tube system has an EDCS of 78.5 square inches.

Light Your Day

- Unique dome technologies increase low-angle light capture for consistent lighting throughout the day
- Patented tubing maximizes light transfer
- Decorative Fixtures diffuse daylight beautifully



Daylight with NightLight

Introducing a whole new twist on Solatube Daylighting. We integrated a small solar-electric system that collects the sun's energy by day to power a NightLight that automatically comes on at dark. The soft glow, which mimics moonlight, means never turning on lights for late night trips to the bathroom or to navigate hallways and stairs.

The best part? The Solatube ISn with Integrated Solar Electric NightLight qualifies for a federal tax credit on the entire cost of the system and installation. Federal Tax Credit applies in the US only.



Light Your Way

- Integrated solar panel collects energy, recharging NightLight batteries
- An embedded sensor automatically triggers smart nightlighting
- Two long-lasting LEDs emit soft illumination



Decorative Fixtures

Adding form to function

Our daylighting systems don't just deliver sunlight to interiors. They do it with style. Our Solatube Decorative Fixtures enhance the look of any interior with options that range from practical to elegant to dazzling. It all adds up to maximum output with maximum flexibility.



OptiView®

Available in square or round. 160 & 290 Models



JustFrost

Available in square or round. 160 & 290 Models



TierDrop

160 & 290 Models



AuroraGlo

Available in bronze or white. 290 Model Only



Classic Vusion

160 & 290 Models



Solatube Accessories

Solutions for any situation

Take daylight to the next level by upgrading your Solatube Daylighting System with our optional accessories. Between dimming the lighting for an afternoon nap, ventilating a bathroom for reduced humidity, or providing electric lights for nighttime use we have a solution for every need.

Daylight Dimmer

Love the natural light of tubular daylighting systems, but want the ability to adjust the brightness? Our new Solar-Powered Daylight Dimmer model includes a remote-controlled, solar-powered baffle that opens and closes at the touch of a button. Now you can adjust the light in your space from bright to dark, and everything in between. Not sure if you want daylight entering your bedroom or living space all day long? Now you have the option to take a nap or watch a movie in the dark with the convenience of our dimmer system.



Ventilation Add-On Kit

The Solatube 160 ISn is available with an optional Ventilation Add-On Kit. When combined with this innovative accessory, the 2-in-1 ceiling fixture minimizes ceiling penetrations for a more attractive look. 160 Model Only.



Universal Light Add-On Kit

Use your daylighting system as a recessed light at night with the Universal Light Add-On Kit. This addition provides the convenience of a switched light for nighttime use.



Light kit installed in a
Solatube 160 ISn with
Ventilation Add-On Kit





Ventilation Roof Cap

For use with the Ventilation Add-On Kit (if no vent exists). Comes with gravity damper to prevent back flow.



Shock Inner Dome

High Velocity Hurricane Zone areas such as South Florida, Texas and the Coastal areas of the gulf states require the Solatube Shock Inner Dome. This impact-resistant inner dome can also be added to any installation for extra protection from extreme environmental forces.



Dome Edge Protection Band

Made of galvanized steel, this optional component is used to maintain fire rating. Available for class A, B & C fire rated roof types.




Flashing Insulator

This insulating material helps to reduce flashing condensation in cold climates when flashing is exposed to humid interior space.

Spectralight® Infinity Extension Tubes

Extension tubes can be added in increments of 16 in./ 400 mm or 24 in./600 mm for long runs without sacrificing performance. The Spectralight® Infinity tubing makes it possible to create up to 90 degree angles and long tube runs up to 30 ft./9m.



0-90 Degree Extension Tube



Extension Tube

Extension Tube Reference Guide	
*Attic Height	Additional Extension Tubes Needed
(inches) / (cm)	24 in./61cm Tube Qty
Up to 43 in. / 109 cm	0
65 in. / 165 cm	1
87 in. / 221 cm	2
109 in. / 277 cm	3
131 in. / 333 cm	4
153 in. / 389 cm	5
175 in. / 445 cm	6
197 in. / 500 cm	7
219 in. / 556 cm	8
241 in. / 612 cm	9
263 in. / 668 cm	10

*Distance is measured from ceiling hole to roof hole



Roof Flashings

Designed for rooftop protection and performance

Select your flashing for fast and easy installations on nearly all roof types for complete protection and leakproof performance. Flashings are available for pitched, flat, tile and metal roofs.

Flashings for All Roof Types

Fabricated as a single, seamless piece to ensure leakproof performance, flashing kits are available for all roof types and pitches.

No Pitch



0:12 - 3:12

Pitched



4:12 - 12:12

Universal Tile



Curb Mounted Cap



Flat



Shingle




Tile



Standard Curb

- Use on low pitched or flat roofs. Available in 4 in./100 mm or 6 in./150 mm heights
- Use 6 in./150 mm for heavy snow load areas



Shake/Slate



Flat Tile



Metal Curb Cap



Metal*

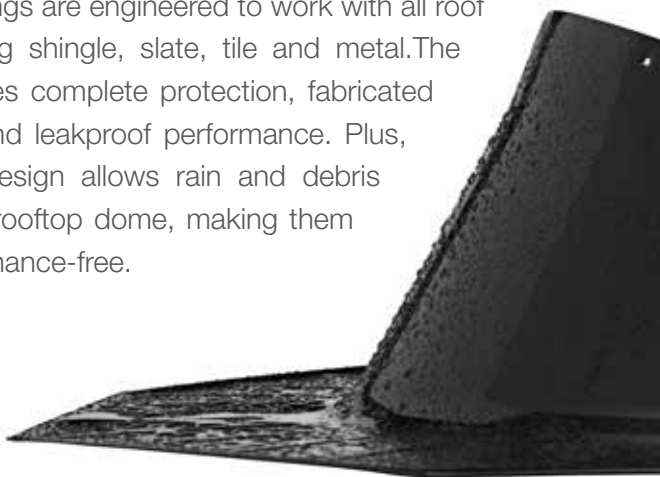
*Order Metal Roof Kit separately

Pitched or non-pitched models are available

Only available for Solatube 290 ISn Daylighting Systems


Leakproof Design

Solatube flashings are engineered to work with all roof types—including shingle, slate, tile and metal. The flashing provides complete protection, fabricated for durability and leakproof performance. Plus, their circular design allows rain and debris to bypass the rooftop dome, making them virtually maintenance-free.



Turret Extensions

- Used to raise the height of the dome on a roof to avoid snow, water, or shading from roof obstructions.
- Available in 2 in./50 mm, 4 in./100 mm, 12 in./300 mm, 24 in./ 600 mm, 36 in./900 mm and 48 in./1200 mm sizes.



Solar-Powered Fans

Drive out heat and moisture

As the leader in solar-powered ventilation systems, Solar Star offers technologically advanced and eco-friendly solutions that deliver comfort and peace of mind. By harnessing the power of the sun, Solar Star Fans cost nothing to operate and are virtually maintenance-free. They also require no electrical wiring, making them easy to install and maintain. Since Solar Star Fans prevent heat and moisture from reaching critical levels, your home stays cool and dry. As a result, you get greater comfort, lower utility bills and prolonged roof life.

Our Solar-Powered fans also qualify for a federal tax credit. Federal Tax Credit applies in the US only.





RM 2400

The RM 2400 is our biggest attic fan ever, with an industry-leading 35-watt solar panel that generates maximum energy for major air movement. It's the ideal solar-powered ventilation solution for large spaces and extreme climates.



RM 1500

The RM 1500 Fan is designed to keep your home cool and dry by driving out built-up heat and moisture. It's the perfect solution for small spaces and moderate to mild climates.



High Profile



Low Profile



Pitched



IM 1500

The IM 1500 Fan converts a passive vent into an active, solar-powered venting system. Mounted inside the attic, it drives out built-up heat and moisture through existing vents. Perfect for gable, dormer and powered vents as well as whirlybirds.



Thermal Switch

Automatically activates when temperatures reach approximately 85° F (29° C) and deactivates when temperatures drop below 65° F (18° C).

Codes and Approvals

Rest assured that the Solatube Daylighting System can be used in your project without any hassles. Solatube Daylighting Systems have been approved by all major building product approval agencies:

- AAMA/WDMA/CSA 101/I.S.2/A440 (AAMA/WDMA/CSA)
- Florida Building Code/High Velocity Hurricane Zone
- Code Compliance Research Report (CCRR)
- City of Los Angeles
- Energy Star®/NFRC
- Texas Department of Insurance
- Federal OSHA Fall Protection
- California OSHA Fall Protection
- UL
- TUV



For more federal tax credit details visit: [solatube.com/federal-tax-credit](https://www.solatube.com/federal-tax-credit)



SOLATUBE®
Innovation in Daylighting™

Solatube International, Inc.

www.solatube.com

Toll Free: (888) SOLATUBE

Part No. 951818 v3.5 ©2020 Solatube International, Inc.