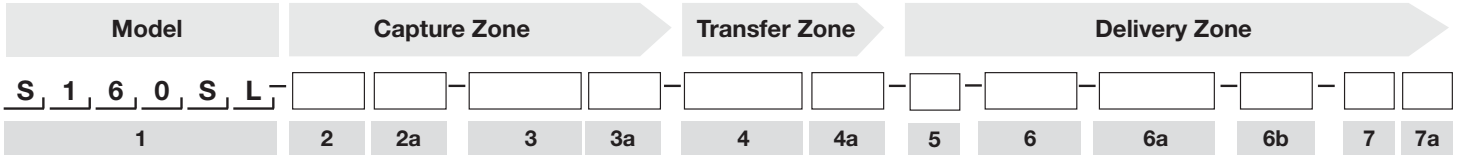




Model: Solatube® Smart LED (10 in./250 mm Smart LED Daylighting System)

Project: _____ Location: _____ Type: _____

Product Specifications Appear in CSI Division 08, Section 08 62 23. For budgeting and quotations use only. Qty: _____



1 Model

160 SL Smart LED Solatube 160 SL (10 in./250 mm Smart LED Daylighting System)

Capture Zone






2 Domes

DU Acrylic Dome - UL Approved **DUI** Acrylic Dome + Shock Inner Dome (Acrylic) - UL Approved
Note: Required for High Velocity Hurricane Zones

2a Dome Options (Leave blank if not desired)

PB Dome Edge Protection Band

3 Flashings

FP 4-inch Pitched Metal, Self Mounted 	F4 4-inch Flat/No Pitch Metal, Self Mounted 	F6 6-inch Flat/No Pitch Metal, Self Mounted 
FPT Tile Roof, Pitched Metal Flashing 	FT Tile Roof, No Pitch Metal Flashing 	NO PHOTO

3a Flashing Options (Leave blank if not desired)

T2* Roof Flashing Turret Extension 2 in./50 mm	T36* Roof Flashing Turret Extension 36 in./900 mm
T4* Roof Flashing Turret Extension 4 in./100 mm	T48* Roof Flashing Turret Extension 48 in./1200 mm
T12* Roof Flashing Turret Extension 12 in./300 mm	FI Flashing Insulator
T24* Roof Flashing Turret Extension 24 in./600 mm	MR Metal Roof Installation Kit

* Specify additional extension tubes in #4

Transfer Zone

4 Extension Tubes Required

Run measured from top of roof deck to bottom of ceiling plane along centerline of tubing.

Assuming 6" high no-pitch flashing

E0 Base Kit, No Extension Tubes – Max Run = 24"	E7 Seven Extension Tubes – Max Run = 178"
E1 One Extension Tube – Max Run = 46"	E8 Eight Extension Tubes – Max Run = 200"
E2 Two Extension Tubes – Max Run = 68"	E9 Nine Extension Tubes – Max Run = 222"
E3 Three Extension Tubes – Max Run = 90"	E10 Ten Extension Tubes – Max Run = 244"
E4 Four Extension Tubes – Max Run = 112"	EXX Total Run Length to be Determined by Bidding Contractor
E5 Five Extension Tubes – Max Run = 134"	
E6 Six Extension Tubes – Max Run = 156"	

4a Extension Tube Options (Leave blank if not desired)

- A1** One 0-90 Degree Extension Tube (Angle Adapter) **E** Wire Suspension Kit
A2 Two 0-90 Degree Extension Tubes (Angle Adapter) **SCG** Severe Climate Glazing

Delivery Zone










5 Smart LED Amplifier Source

430P Primary Smart LED Amplifier with 4 3000K LED Sources and Driver (120V, 17W)

430S Secondary Smart LED Amplifiers each with 4 3000K LED Sources (15W) - Driver not included

Note: Secondary Smart LED must be used in conjunction with the Primary Smart LED.

6 Diffusers/Decorative Fixtures*

- | | | | |
|--|--|---|---|
| L1 Classic OptiView® Diffuser  | L4 Classic Vusion™ Diffuser  | L9 JustFrost Decorative Fixture  | L10 TierDrop Decorative Fixture  |
| L11 OptiView® Decorative Fixture  | L12 VividShade Decorative Fixture  | L13 QuadraFrost Decorative Fixture  | L15 AuroraGlo Decorative Fixture (White)  |
| L16 AuroraGlo Decorative Fixture (Bronze)  | | | |

*Must order Effect Lens; does not come standard

6a Effect Lenses

- | | |
|---------------------------------|---------------------------------------|
| LN Natural Effect Lens | LW Warm Effect Lens |
| LS Softening Effect Lens | LWS Warm Softening Effect Lens |

6b Options (Leave blank if not desired)

- | | |
|----------------------------|---------------------------|
| OC Occupancy Sensor | D Daylight Dimmer™ |
|----------------------------|---------------------------|

7 Measurement Standard

- | | |
|-----------------|-------------------|
| M Metric | I Imperial |
|-----------------|-------------------|

7a Driver Voltage

120 120-240 Volts

Accessories (Order separately)

- SW** Low voltage switch (white) required to operate Solatube Daylight Dimmers
Note: Only one switch is required per ten (10) synchronously controlled dimmers.
- CA** Two Conductor Low Voltage Cable (500 ft.)

Example

S160SL-DA-F4-E4-430P-L4-LN-OC-M-120

Smart LED Solatube 160 SL (10 in./250 mm Smart Daylighting System), Acrylic Dome, 4-inch high Flat/No Pitch Self Mounted Flashing, 4 Extension Tubes, Classic Vusion™ Diffuser, Natural Effect Lens, 4 3000K Lamp Amplifier Primary Unit, Smart Occupancy Sensor and 120 Volt Smart Driver.