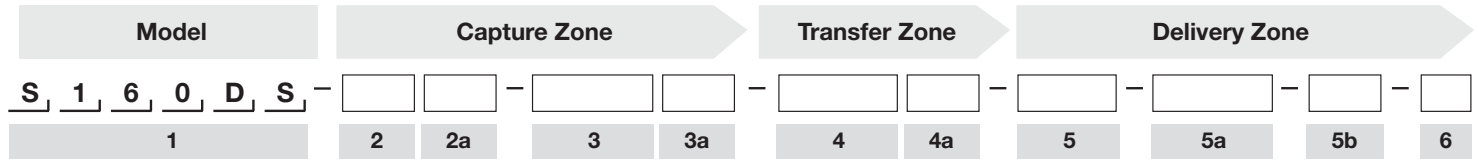




# Model: Solatube 160 DS (10 in/250 mm Daylighting System)

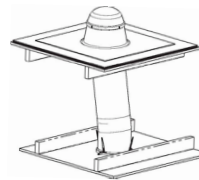
Project: \_\_\_\_\_ Location: \_\_\_\_\_ Type: \_\_\_\_\_

Product Specifications Appear in CSI Division 08, Section 08 62 23. For budgeting and quotations use only. Qty: \_\_\_\_\_



## 1 Model

**160 DS Brighten Up®** Solatube 160 DS (10 in/250 mm Daylighting System)



## Capture Zone






### 2 Domes

- DA** Acrylic Dome      **DAI** Acrylic Dome + Shock Inner Dome (Acrylic)  
Required for High Velocity Hurricane Zones

### 2a Dome Options (Leave blank if not desired)

- PB** Dome Edge Protection Band

### 3 Flashings

- |  |   |  |   |  |   |
|--|---|--|---|--|---|
| <b>FP</b> 4-inch Pitched Metal, Self Mounted |  | <b>F4</b> 4-inch Flat/No Pitch Metal, Self Mounted |  | <b>F6</b> 6-inch Flat/No Pitch Metal, Self Mounted |  |
| <b>FPT</b> Tile Roof, Pitched Metal Flashing |  | <b>FT</b> Tile Roof, No Pitch Metal Flashing       |  | <b>NO PHOTO</b>                                    |   |

### 3a Flashing Options (Leave blank if not desired)

- |   |  |
|---|--|
| <b>T2*</b> Roof Flashing Turret Extension 2 in/50 mm    | <b>T36*</b> Roof Flashing Turret Extension 36 in/900 mm  |
| <b>T4*</b> Roof Flashing Turret Extension 4 in/100 mm   | <b>T48*</b> Roof Flashing Turret Extension 48 in/1200 mm |
| <b>T12*</b> Roof Flashing Turret Extension 12 in/300 mm | <b>FI</b> Flashing Insulator                             |
| <b>T24*</b> Roof Flashing Turret Extension 24 in/600 mm | <b>MR</b> Metal Roof Installation Kit                    |

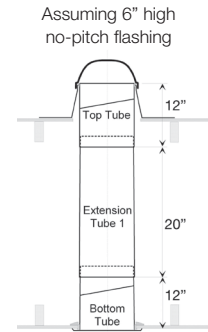
\* Specify additional extension tubes in #4

## Transfer Zone

### 4 Extension Tubes Required

Run measured from top of roof deck to bottom of ceiling plane along centerline of tubing.

- |  |  |
|--|--|
| <b>E0</b> Base Kit, No Extension Tubes – Max Run = 16" | <b>E7</b> Seven Extension Tubes – Max Run = 170"                   |
| <b>E1</b> One Extension Tube – Max Run = 38"           | <b>E8</b> Eight Extension Tubes – Max Run = 192"                   |
| <b>E2</b> Two Extension Tubes – Max Run = 60"          | <b>E9</b> Nine Extension Tubes – Max Run = 214"                    |
| <b>E3</b> Three Extension Tubes – Max Run = 82"        | <b>E10</b> Ten Extension Tubes – Max Run = 236"                    |
| <b>E4</b> Four Extension Tubes – Max Run = 104"        | <b>EXX</b> Total Run Length to be Determined by Bidding Contractor |
| <b>E5</b> Five Extension Tubes – Max Run = 126"        |  |
| <b>E6</b> Six Extension Tubes – Max Run = 148"         |  |








### 4a Extension Tube Options (Leave blank if not desired)

- |   |                                   |
|---|-----------------------------------|
| <b>A1</b> One 0-90 Degree Extension Tube (Angle Adapter)  | <b>E</b> Wire Suspension Kit      |
| <b>A2</b> Two 0-90 Degree Extension Tubes (Angle Adapter) | <b>SCG</b> Severe Climate Glazing |

## Delivery Zone

### 5 Diffusers/Decorative Fixtures\*

- |  |  |  |  |
|--|--|--|--|
| <b>L1</b> Classic OptiView® Diffuser      | <b>L4</b> Classic Vusion™ Diffuser  | <b>L9</b> JustFrost Decorative Fixture  | <b>L10</b> TierDrop Decorative Fixture  |
| <b>L11</b> OptiView® Decorative Fixture  |  |  |  |

### 5a Effect Lenses

- |                               |                                 |
|-------------------------------|---------------------------------|
| <b>LN</b> Natural Effect Lens | <b>LS</b> Softening Effect Lens |
|-------------------------------|---------------------------------|

### 5b Options (Leave blank if not desired)

- |  |   |
|--|---|
| <b>CFL</b> Compact Fluorescent Light Add-On Kit (One 26W CFL, 4 pin-Not Included) 120/277 V  | <b>D</b> Daylight Dimmer™                   |
| <b>INC</b> Universal Light Add-On Kit with Medium Screw Base (Accepts one 23W Maximum Fluorescent Lamp, Medium Base, Total Maximum Length 4 3/4"-Not Included) | <b>VEN</b> Ventilation Add-On Kit (110 V)   |
|  | <b>RV</b> Roof Vent Cap for Ventilation Kit |

### 6 Measurement Standard

- |                 |                   |
|-----------------|-------------------|
| <b>M</b> Metric | <b>I</b> Imperial |
|-----------------|-------------------|

### Accessories (Order separately.)

- SW** Low voltage switch (white) required to operate Solatube Daylight Dimmers. Note: Only one switch is required per ten (10) synchronously controlled dimmers.
- CA** Two Conductor Low Voltage Cable (500 ft.)

### Example

#### 160DS-DA-F6-E3-L9 LN D INC-M

Brighten Up® Series Solatube 160 DS (10 in/250 mm Daylighting System), Acrylic Dome, 6-inch high Flat/No Pitch Self Mounted Flashing, 3 Extension Tubes, JustFrost Decorative fixture, Natural Effect Lens, Daylight Dimmer and Universal Light Add-On Kit with Medium Screw Base. For metric installations.