



Model: Solatube 290 DS (14 in./350 mm Daylighting System)

Project: _____

Location: _____

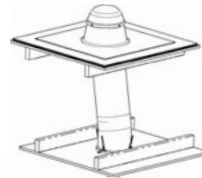
Type: _____

Product Specifications Appear in CSI Division 08, Section 08 62 23. For budgeting and quotations use only. Qty: _____



1 Model

290 DS Brighten Up® Solatube 290 DS (14 in./350 mm Daylighting System)



Capture Zone







2 Domes (Leave blank if not desired)

DA Acrylic Dome **DAI** Acrylic Dome + Shock Inner Dome (Acrylic)
Required for High Velocity Hurricane Zones

2a Dome Options (Leave blank if not desired)

PB Dome Edge Protection Band

3 Flashings

FP 4-inch Pitched Metal, Self Mounted		F4 4-inch Flat/No Pitch Metal, Self Mounted		F6 6-inch Flat/No Pitch Metal, Self Mounted	
FPT Tile Roof, Pitched Metal Flashing		FT Tile Roof, No Pitch Metal Flashing		FC Curb Cap (curb by others)	

3a Flashing Options (Leave blank if not desired)

- T2*** Roof Flashing Turret Extension 2 in./50 mm
- T4*** Roof Flashing Turret Extension 4 in./100 mm
- T12*** Roof Flashing Turret Extension 12 in./300 mm
- T24*** Roof Flashing Turret Extension 24 in./600 mm
- T36*** Roof Flashing Turret Extension 36 in./900 mm
- T48*** Roof Flashing Turret Extension 48 in./1200 mm
- FI** Flashing Insulator
- MR** Metal Roof Installation Kit
- CCI** Curb Cap Insulation

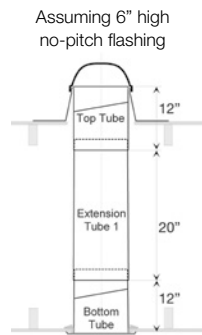
* Specify additional extension tubes in #4

Transfer Zone

4 Extension Tubes Required

Run measured from top of roof deck to bottom of ceiling plane along centerline of tubing.

- | | |
|--|--|
| E0 Base Kit, No Extension Tubes – Max Run = 16” | E7 Seven Extension Tubes – Max Run = 170” |
| E1 One Extension Tube – Max Run = 38” | E8 Eight Extension Tubes – Max Run = 192” |
| E2 Two Extension Tubes – Max Run = 60” | E9 Nine Extension Tubes – Max Run = 214” |
| E3 Three Extension Tubes – Max Run = 82” | E10 Ten Extension Tubes – Max Run = 236” |
| E4 Four Extension Tubes – Max Run = 104” | EXX Total Run Length to be Determined by Bidding Contractor |
| E5 Five Extension Tubes – Max Run = 126” | |
| E6 Six Extension Tubes – Max Run = 148” | |









4a Extension Tube Options (Leave blank if not desired)

- | | |
|---|-----------------------------------|
| A1 One 0-90 Degree Extension Tube (Angle Adapter) | E Wire Suspension Kit |
| A2 Two 0-90 Degree Extension Tubes (Angle Adapter) | SCG Severe Climate Glazing |

Delivery Zone

5 Diffusers/Decorative Fixtures*

- | | | | |
|--|---|---|---|
| L1 Classic OptiView® Diffuser  | L4 Classic Vusion™ Diffuser  | L9 JustFrost Decorative Fixture  | L15 AuroraGlo Decorative Fixture (White)  |
| L11 OptiView® Decorative Fixture  | L12 VividShade Decorative Fixture  | L10 TierDrop Decorative Fixture  | L16 AuroraGlo Decorative Fixture (Bronze)  |

*Must order Effect Lens; does not come standard

5a Effect Lenses

- | | |
|---------------------------------|---------------------------------------|
| LN Natural Effect Lens | LW Warm Effect Lens |
| LS Softening Effect Lens | LWS Warm Softening Effect Lens |

5b Options (Leave blank if not desired)

- | | |
|--|---------------------------|
| CFL Compact Fluorescent Light Add-On Kit (One 26W CFL, 4 pin-Not Included) 120/277 V | D Daylight Dimmer™ |
| INC Universal Light Add-On Kit with Medium Screw Base (Accepts one 23W Maximum Fluorescent Lamp, Medium Base, Total Maximum Length 4 ¾" - Not Included) | |

6 Measurement Standard

- | | |
|-----------------|-------------------|
| M Metric | I Imperial |
|-----------------|-------------------|

Accessories (Order separately)

- SW** Low voltage switch (white) required to operate Solatube Daylight Dimmers. Note: Only one switch is required per ten (10) synchronously controlled dimmers.
- CA** Two Conductor Low Voltage Cable (500 ft.)

Example

290DS-DA-F4-E4-L13 LN D CFL-M

Brighten Up® Series Solatube 290 DS (14 in./350 mm Daylighting System), Acrylic Dome, 4-inch high Flat/No Pitch Self Mounted Flashing, 4 Extension Tubes, AuroraGlo Decorative Fixture, Natural Effect Lens, Daylight Dimmer and Compact Fluorescent Light Add-On Kit. For metric installations.