



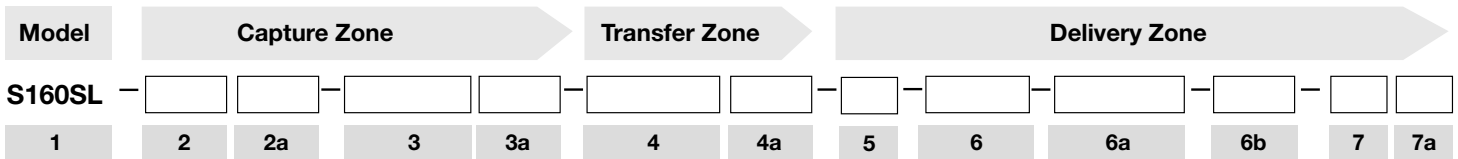
Model: Solatube® Smart LED
 (10 in./250 mm Smart LED Daylighting System)

Project: _____

Location: _____

Type: _____

Product Specifications Appear in CSI Division 08, Section 08 62 23. For budgeting and quotations use only. Qty: _____



1 Model

160 SL Smart LED Solatube 160 SL (10 in./250 mm Smart LED Daylighting System)

Capture Zone






2 Domes

DU Acrylic Dome - UL Approved **DUI** Acrylic Dome + Shock Inner Dome (Acrylic) - UL Approved
 Note: Required for High Velocity Hurricane Zones

2a Dome Options (Leave blank if not desired)

PB Dome Edge Protection Band

3 Flashings

| | | |
|--|---|--|
| FP 4-inch Pitched Metal, Self Mounted  | F4 4-inch Flat/No Pitch Metal, Self Mounted  | F6 6-inch Flat/No Pitch Metal, Self Mounted  |
| FPT Tile Roof, Pitched Metal Flashing  | FT Tile Roof, No Pitch Metal Flashing  |  |

3a Flashing Options (Leave blank if not desired)

| | |
|--|---|
| T2* Roof Flashing Turret Extension 2 in./50 mm | T36* Roof Flashing Turret Extension 36 in./900 mm |
| T4* Roof Flashing Turret Extension 4 in./100 mm | T48* Roof Flashing Turret Extension 48 in./1200 mm |
| T12* Roof Flashing Turret Extension 12 in./300 mm | FI Flashing Insulator |
| T24* Roof Flashing Turret Extension 24 in./600 mm | MR Metal Roof Installation Kit |

* Specify additional extension tubes in #4

Transfer Zone

4 Extension Tubes Required

Assuming 6" high
no-pitch flashing

Run measured from top of roof deck to bottom of ceiling plane along centerline of tubing.

- | | |
|--|---|
| E0 Base Kit, No Extension Tubes – Max Run = 24" | E7 Seven Extension Tubes – Max Run = 178" |
| E1 One Extension Tube – Max Run = 46" | E8 Eight Extension Tubes – Max Run = 200" |
| E2 Two Extension Tubes – Max Run = 68" | E9 Nine Extension Tubes – Max Run = 222" |
| E3 Three Extension Tubes – Max Run = 90" | E10 Ten Extension Tubes – Max Run = 244" |
| E4 Four Extension Tubes – Max Run = 112" | EXX Total Run Length to be Determined by Bidding Contractor |
| E5 Five Extension Tubes – Max Run = 134" | |
| E6 Six Extension Tubes – Max Run = 156" | |

4a Extension Tube Options (Leave blank if not desired)

- | | |
|---|-----------------------------------|
| A1 One 0-90 Degree Extension Tube (Angle Adapter) | E Wire Suspension Kit |
| A2 Two 0-90 Degree Extension Tubes (Angle Adapter) | SCG Severe Climate Glazing |

Delivery Zone









5 Smart LED Amplifier Source

430P Primary Smart LED Amplifier with 4 3000K LED Sources and Driver (120V, 17W)

430S Secondary Smart LED Amplifiers each with 4 3000K LED Sources (15W) - Driver not included

Note: Secondary Smart LED must be used in conjunction with the Primary Smart LED.

6 Diffusers/Decorative Fixtures*

- | | | | |
|---|--|--|--|
| L1 Classic OptiView® Diffuser  | L4 Classic Vusion™ Diffuser  | L9 JustFrost Decorative Fixture  | L15 AuroraGlo Decorative Fixture (White)  |
| L11 OptiView® Decorative Fixture  | L12 VividShade Decorative Fixture  | L10 TierDrop Decorative Fixture  | L16 AuroraGlo Decorative Fixture (Bronze)  |

*Must order Effect Lens; does not come standard

6a Effect Lenses

- | | |
|---------------------------------|---------------------------------------|
| LN Natural Effect Lens | LW Warm Effect Lens |
| LS Softening Effect Lens | LWS Warm Softening Effect Lens |

6b Options (Leave blank if not desired)

- | | |
|----------------------------|---------------------------|
| OC Occupancy Sensor | D Daylight Dimmer™ |
|----------------------------|---------------------------|

7 Measurement Standard

- | | |
|-----------------|-------------------|
| M Metric | I Imperial |
|-----------------|-------------------|

7a Driver Voltage

- 120** 120-240 Volts

Accessories (Order separately)

SW Low voltage switch (white) required to operate Solatube Daylight Dimmers

Note: Only one switch is required per ten (10) synchronously controlled dimmers.

CA Two Conductor Low Voltage Cable (500 ft.)

Example

S160SL-DA-F4-E4-430P-L4-LN-OC-M-120

Smart LED Solatube 160 SL (10 in./250 mm Smart Daylighting System), Acrylic Dome, 4-inch high Flat/No Pitch Self Mounted Flashing, 4 Extension Tubes, Classic Vusion™ Diffuser, Natural Effect Lens, 4 3000K Lamp Amplifier Primary Unit, Smart Occupancy Sensor and 120 Volt Smart Driver.