



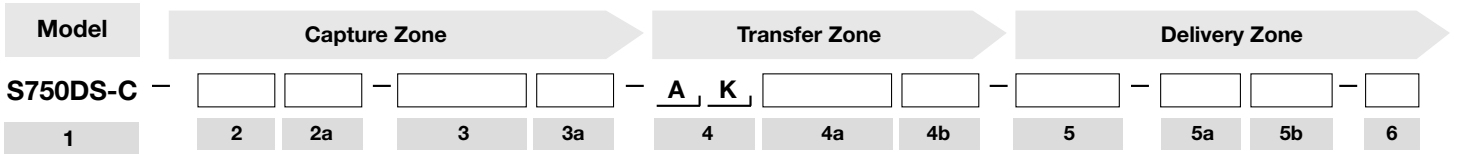
Model: Solatube 750 DS-C Closed Ceiling (21 in./530 mm Daylighting System)

Project: _____

Location: _____

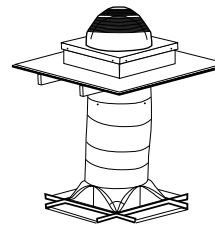
Type: _____

Product Specifications Appear in CSI Division 08, Section 08 62 23. For budgeting and quotations use only. Qty: _____



1 Model

750 DS-C SolaMaster® Solatube 750 DS-C (21 in./530 mm Daylighting System)
Closed Ceiling



Capture Zone

2 Dome

- DA** Acrylic Dome
- DAI** Acrylic Outer Dome + Acrylic Inner Dome
- DPI** Acrylic Outer Dome + Polycarbonate Inner Dome (Required for High Velocity Hurricane Zones and FM)
- MIL** Acrylic Dual Dome (Required for UFC-ATFP)

2a Dome Options (Leave blank if not desired)

- B** Security Bar
- PB** Dome Edge Protection Band (Required for FM)**
- SK** Dome Security Kit**
- PBC** Dome Edge Protection Band Curb Cap (Required for FM)**

**Inner dome required for Dome Security Kit

3 Flashings

- | | | |
|--|---|---|
| <p>F4 4-inch Self Mounted </p> <p>FC Curb Cap (Curb by Others) (FM Approved**+) </p> | <p>F8 8-inch Self Mounted (FM Approved**+) </p> <p>FSM Metal Roof Flashing </p> | <p>F11 11-inch Self Mounted (FM Approved**+) </p> |
|--|---|---|

3a Flashing Options (Leave blank if not desired)

- T12**†** Roof Flashing Turret Extension 12 in./300 mm
- T24**†** Roof Flashing Turret Extension 24 in./600 mm
- T36**†** Roof Flashing Turret Extension 36 in./900 mm
- T48**†** Roof Flashing Turret Extension 48 in./1200 mm
- MCF** Membrane Counter Flashing (use with F8 or F11)
- FI** Flashing Insulator
- CI** Curb Insulator
- CCI** Curb Cap Insulation

* Specify additional extension tubes in #4a ** Only product that is FM approved. Must use Dome Polycarbonate (DP). It is required that a dome Edge Protection Band (PB) is used with FM approved flashings and (F8 & F11). The Dome Edge Protection Band for the Curb Cap (PBC) must be used with FM approved Curb Cap (FC).
† Comes with Bracket Kit

Transfer Zone

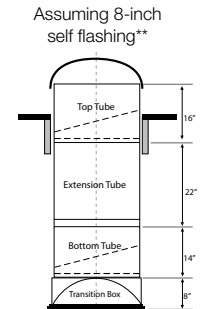
4 Top Tube and Bottom Tube Required

AK 16" Top Tube Angle Adapter and 16" Bottom Tube Angle Adapter

4a Extension Tubes Required

Run measured from top of roof deck to bottom of ceiling plane along centerline of tubing (allow for 2" overlap) using 24" lengths. See 4b for optional 48" length.

- | | |
|---|---|
| E0 No Extension Tube – Max Run = 38" | E6* Six Extension Tubes – Max Run = 170" |
| E1* One Extension Tube – Max Run = 60" | E7* Seven Extension Tubes – Max Run = 192" |
| E2* Two Extension Tubes – Max Run = 82" | E8* Eight Extension Tubes – Max Run = 214" |
| E3* Three Extension Tubes – Max Run = 104" | E9* Nine Extension Tubes – Max Run = 236" |
| E4* Four Extension Tubes – Max Run = 126" | E10* Ten Extension Tubes – Max Run = 258" |
| E5* Five Extension Tubes – Max Run = 148" | EXX* Total Run Length to be Determined by Bidding Contractor |



*Compatible with dome ring to be used as a top tube or extension tube
**Total tube run will vary depending on flashing used.

4b Product Options (Leave blank if not desired)

- | | |
|---|--|
| A1 One 0-90 Degree Extension Tube (Angle Adapter) | E Wire Suspension Kit (50 ft.) |
| A2 Two 0-90 Degree Extension Tubes (Angle Adapter) | EL Optional 48" Extension Tube (Substitute one 48" for two 24" above) |
| TIP Thermal Insulation Panel | |

Delivery Zone

5 Diffuser Lens

- L1** OptiView® Diffuser  **L2** Prismatic Diffuser 

Diffuser/Ceiling Assembly includes transition box.

5a Effect Lens* (Leave blank if not desired)

- LN** Natural Effect Lens

*Effect lens is optional; does not come standard.

5b Options (Leave blank if not desired)

- D** Daylight Dimmer™ **D1** 0-10V Daylight Dimmer

6 Measurement Standard

- M** Metric **I** Imperial

Accessories (Order separately)

- SW** Low voltage switch (white) required to operate Solatube Daylight Dimmers. Note: Only one switch is required per ten (10) synchronously controlled dimmers. (For 'D' only)
- CA** Two Conductor/22 AWG Low Voltage Cable (500 ft.) (For 'D' only)
- TR20** UL Listed Class 2 Transformer 24 VAC, Rated 20 VA (For 'D1' only)
- TR96** UL Listed Class 2 Transformer 24 VAC, Rated 96 VA (For 'D1' only)

Example

750 DS-C-DAI-FSM-AK-E3-L1-LN-I

SolaMaster Series® 750 DS-C (21 in./530 mm Daylighting System), Acrylic Outer Dome + Acrylic Inner Dome, Metal Roof Flashing, 16" Top Tube Angle Adapter and 16" Bottom Tube Angle Adapter, Three Extension Tubes, OptiView® Diffuser, and Natural Effect Lens. For non-metric installations.