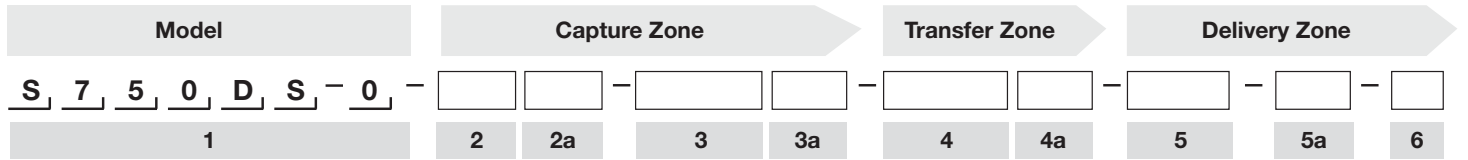




Model: Solatube 750 DS-O Open Ceiling (21 in./530 mm Daylighting System)

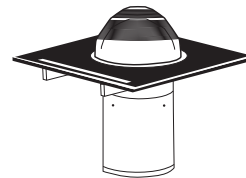
Project: _____ Location: _____ Type: _____

Product Specifications Appear in CSI Division 08, Section 08 62 23. For budgeting and quotations use only. Qty: _____



1 Model

750 DS-O SolaMaster® Solatube 750 DS-O (21 in./530 mm Daylighting System)
Open Ceiling



Capture Zone

2 Dome



- DA** Acrylic Dome
- DAI** Acrylic Outer Dome + Acrylic Inner Dome
- DPI** Acrylic Outer Dome + Polycarbonate Inner Dome (Required for High Velocity Hurricane Zones and FM)
- MIL** Acrylic Dual Dome (Required for UFC-ATFP)

2a Dome Options (Leave blank if not desired)

- B** Security Bar **PB** Dome Edge Protection Band (Required for FM)**
- SK** Dome Security Kit** **PBC** Dome Edge Protection Band Curb Cap (Required for FM)**

**Inner dome required for Dome Security Kit

3 Flashings

- | | | |
|--|--|--|
| <p>F4 4-inch Self Mounted </p> | <p>F8 8-inch Self Mounted (FM Approved**) </p> | <p>F11 11-inch Self Mounted (FM Approved**) </p> |
| <p>FC Curb Cap (Curb by Others) (FM Approved**) </p> | <p>FSM Metal Roof Flashing </p> | |

3a Flashing Options (Leave blank if not desired)

- T12*** Roof Flashing Turret Extension 12 in./300 mm
- T24*** Roof Flashing Turret Extension 24 in./600 mm
- T36*** Roof Flashing Turret Extension 36 in./900 mm
- T48*** Roof Flashing Turret Extension 48 in./1200 mm
- MCF** Membrane Counter Flashing (use with F8 or F11)
- FI** Flashing Insulator
- CI** Curb Insulator
- CCI** Curb Cap Insulation

* Specify additional extension tubes in #4

** Only product that is FM approved. Must use Dome Polycarbonate (DP). It is required that a dome Edge Protection Band (PB) is used with FM approved flashings and (F8 & F11). The Dome Edge Protection Band for the Curb Cap (PBC) must be used with FM approved Curb Cap (FC).

Transfer Zone

4 Extension Tubes Required*

Run measured from top of flashing to diffuser along centerline of tubing using 24" lengths. See 4a for optional 48" length.

E1** One Extension Tube – Max Run = 24"

E2** Two Extension Tubes – Max Run = 46"

E3** Three Extension Tubes – Max Run = 68"

E4** Four Extension Tubes – Max Run = 90"

E5** Five Extension Tubes – Max Run = 112"

E6** Six Extension Tubes – Max Run = 134"

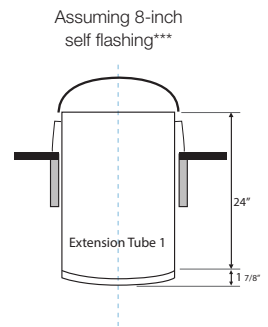
E7** Seven Extension Tubes – Max Run = 156"

E8** Eight Extension Tubes – Max Run = 178"

E9** Nine Extension Tubes – Max Run = 200"

E10** Ten Extension Tubes – Max Run = 222"

EXX** Total Run Length to be Determined by Bidding Contractor



*At least one 24" or 48" extension tube required for diffuser

**Compatible with dome ring to be used as a top tube or extension tube

***Total tube run will vary depending on flashing used

4a Product Options (Leave blank if not desired)

A1 One 0-90 Degree Extension Tube (Angle Adapter)

AK 16" Top Tube Angle Adapter and 16" Bottom Tube Angle Adapter

A2 Two 0-90 Degree Extension Tubes (Angle Adapter)

TA 16" Top Tube Angle Adapter

E Wire Suspension Kit (50 ft.)

R Trim Ring


EL Optional 48" Extension Tube (Substitute one 48" for two 24" above)

TIP Thermal Insulation Panel


Delivery Zone

5 Diffuser Lens

L1 OptiView® Diffuser



L2 Prismatic Diffuser



5a Options (Leave blank if not desired)

D Daylight Dimmer™

D1 0-10V Daylight Dimmer™

6 Measurement Standard

M Metric

I Imperial

Accessories (Order separately)

SW Low voltage switch (white) required to operate Solatube Daylight Dimmers. Note: Only one switch is required per ten (10) synchronously controlled dimmers. (For 'D' only)

CA Two Conductor/22 AWG Low Voltage Cable 500 ft. (For 'D' only)

TR20 UL Listed Class 2 Transformer 24 VAC, Rated 20 VA (For 'D1' only)

TR96 UL Listed Class 2 Transformer 24 VAC, Rated 96 VA (For 'D1' only)

Example

750 DS-O-DPI-F8-E2-L1-M

SolaMaster Series® 750 DS-O (21 in./530 mm Daylighting System), Acrylic Outer Dome + Polycarbonate Inner Dome, 8-inch High Self Mounted Flashing, Two Extension Tubes and OptiView® Diffuser. For metric installations.