



Model: Solatube 330 DS-C Closed Ceiling (21 in./530 mm Daylighting System)

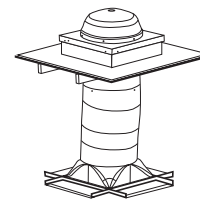
Project: _____ Location: _____ Type: _____

Product Specifications Appear in CSI Division 08, Section 08 62 23. For budgeting and quotations use only. Qty: _____

Model		Capture Zone				Transfer Zone			Delivery Zone										
S	3	3	0	D	S	-	C	-	D	A									
1		2	2a	3	3a	4	4a	4b	5	5a	5b	6							

1 Model

330 DS-C SolaMaster® Solatube 330 DS-C (21 in./530 mm Daylighting System)
Closed Ceiling



Capture Zone






2 Dome

- DA** Acrylic Dome (Meets UFC-ATFP)
- DP** Dome Polycarbonate (FM only**)

2a Dome Options (Leave blank if not desired)

- B** Security Bar
- SK** Dome Security Kit
- PB** Dome Edge Protection Band (Required for FM**)
- SS** Secondary Diffuser
- PBC** Dome Edge Protection Band Curb Cap (Required for FM)**

3 Flashings

- | | | |
|---|---|---|
| F4 4-inch Self Mounted  | F8 8-inch Self Mounted (FM Approved**)  | F11 11-inch Self Mounted (FM Approved**)  |
| FC Curb Cap (Curb by Others) (FM Approved**)  | FSM Metal Roof Flashing  | |

3a Flashing Options (Leave blank if not desired)

- T12*** Roof Flashing Turret Extension 12 in./300 mm
- T24*** Roof Flashing Turret Extension 24 in./600 mm
- T36*** Roof Flashing Turret Extension 36 in./900 mm
- T48*** Roof Flashing Turret Extension 48 in./1200 mm
- MCF** Membrane Counter Flashing (use with F8 or F11)
- FI** Flashing Insulator
- CI** Curb Insulator
- CCI** Curb Cap Insulation

* Specify additional extension tubes in #4a

** Only product that is FM approved. Must use Dome Polycarbonate (DP). It is required that a dome Edge Protection Band (PB) is used with FM approved flashings and (F8 & F11). The Dome Edge Protection Band for the Curb Cap (PBC) must be used with FM approved Curb Cap (FC).

Transfer Zone

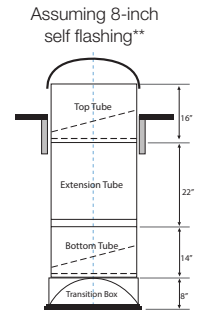
4 Top Tube and Bottom Tube Required

AK 16" Top Tube Angle Adapter and 16" Bottom Tube Angle Adapter

4a Extension Tubes Required

Run measured from top of roof deck to bottom of ceiling plane along centerline of tubing (allow for 2" overlap) using 24" lengths. See 4b for optional 48" length.

- | | |
|---|---|
| E0 No Extension Tube – Max Run = 38" | E6* Six Extension Tubes – Max Run = 170" |
| E1* One Extension Tube – Max Run = 60" | E7* Seven Extension Tubes – Max Run = 192" |
| E2* Two Extension Tubes – Max Run = 82" | E8* Eight Extension Tubes – Max Run = 214" |
| E3* Three Extension Tubes – Max Run = 104" | E9* Nine Extension Tubes – Max Run = 236" |
| E4* Four Extension Tubes – Max Run = 126" | E10* Ten Extension Tubes – Max Run = 258" |
| E5* Five Extension Tubes – Max Run = 148" | EXX* Total Run Length to be Determined by Bidding Contractor |



*Compatible with dome ring to be used as a top tube or extension tube
 **Total tube run will vary depending on flashing used.

4b Product Options (Leave blank if not desired)

- | | |
|---|--|
| A1 One 0-90 Degree Extension Tube (Angle Adapter) | E Wire Suspension Kit (50 ft.) |
| A2 Two 0-90 Degree Extension Tubes (Angle Adapter) | EL Optional 48" Extension Tube (Substitute one 48" for two 24" above) |
| TIP Thermal Insulation Panel | |

Delivery Zone

5 Diffuser Lens

- | | |
|---|---|
| L1 OptiView® Diffuser  | L2 Prismatic Diffuser  |
|---|---|

Diffuser/Ceiling Assembly includes transition box.

5a Effect Lens* (Leave blank if not desired)

LN Natural Effect Lens

*Effect lens is optional; does not come standard.

5b Options (Leave blank if not desired)

- | | |
|---------------------------|---------------------------------|
| D Daylight Dimmer™ | D1 0-10V Daylight Dimmer |
|---------------------------|---------------------------------|

6 Measurement Standard

- | | |
|-----------------|-------------------|
| M Metric | I Imperial |
|-----------------|-------------------|

Accessories (Order separately)

- SW** Low voltage switch (white) required to operate Solatube Daylight Dimmers. Note: Only one switch is required per ten (10) synchronously controlled dimmers. (For 'D' only)
- CA** Two Conductor Low Voltage Cable 500 ft. (For 'D' only)
- TR20** UL Listed Class 2 Transformer 24 VAC, Rated 20 VA (For 'D1' only)
- TR96** UL Listed Class 2 Transformer 24 VAC, Rated 96 VA (For 'D1' only)

Example **330 DS-C-DA-F8-AK-EI-L2-LN-I**
 SolaMaster Series® 330 DS-C (21 in./530 mm Daylighting System), Acrylic Dome, 8-inch High Self Mounted Flashing, 16" Top Tube Angle Adapter and 16" Bottom Tube Angle Adapter, One Extension Tube, Prismatic Diffuser, Transition Box, and Natural Effect Lens. For non-metric installations.